




Telfer Gas Pipeline

Version as January 2024

Abstract white geometric shapes on a red background, including a large chevron pointing up and to the right, and a complex shape on the left side.

Telfer Gas Pipeline & Nifty Gas Lateral

legend

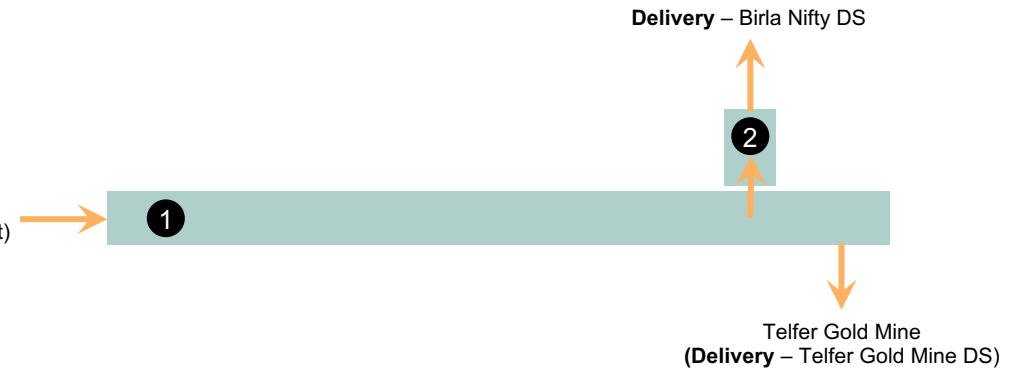
DS	Delivery Stream (APA convention)
	Non-Scheme Pipeline section
	Single direction flow
	Nifty Lateral

Naming convention:

Connecting Facility (Delivery / Receipt point)

Nameplate Capacities	
Telfer Mainline (Easternhaul)	29 TJ/d

Pilbara Energy Pipeline
(Receipt – PEP Interconnect)



Receipt Point Pressures	Description	Value (kPa)
Min Pressures	PEP Interconnect	3,500
Max Pressures	PEP Interconnect	8,480
Delivery Point Pressures	Description	Value (kPa)
Min Pressures	Birla Nifty	2,300
	Telfer Gold Mine	5,100
Max Pressures	Birla Nifty	10,200
	Telfer Gold Mine	10,200

Delivery Point Pressures	Description	Value (TJ)
Receipt Point MDQs	PEP Interconnect	44
Delivery Point MDQs	Birla Nifty	7.8
	Telfer Gold Mine	24.9