



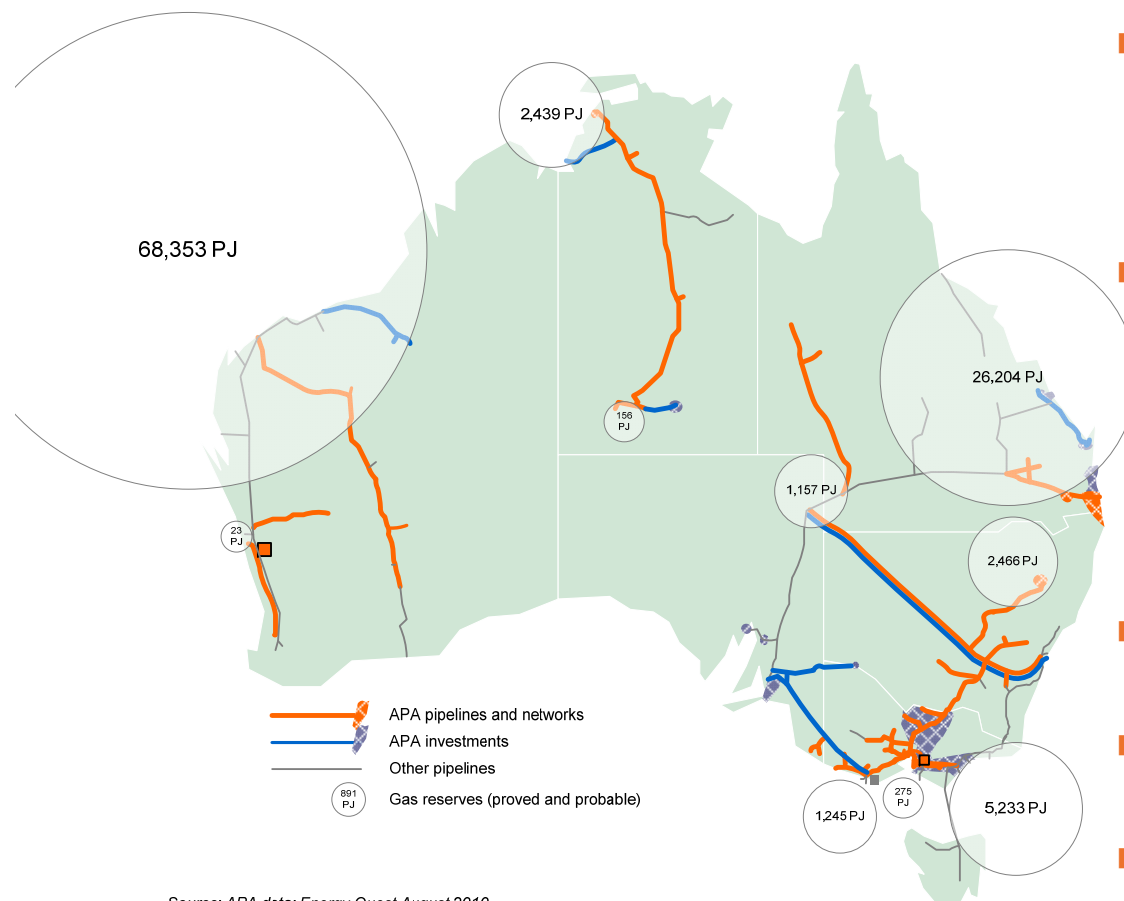
Gas-fired generation driving infrastructure growth

Mick McCormack, Managing Director

Citi Australian Investor Conference, Sydney
25 October 2010

APA Group overview

Australia's leading gas transmission and distribution business



Source: APA data; Energy Quest August 2010

- Infrastructure owner and operator – managing over \$8 billion assets
 - >12,700 km gas transmission
 - >23,000 km gas distribution
- Delivering gas from all major gas production sources to all major gas markets
 - transporting more than 50% of natural gas used in Australia
 - and more than 70% in Australia's eastern states
- Generating secure cash flows from contractual and regulatory arrangements
- Internally managed and operated business
- Listed on the ASX – June 2000
Entered S&P/ASX 100 – Oct 2009

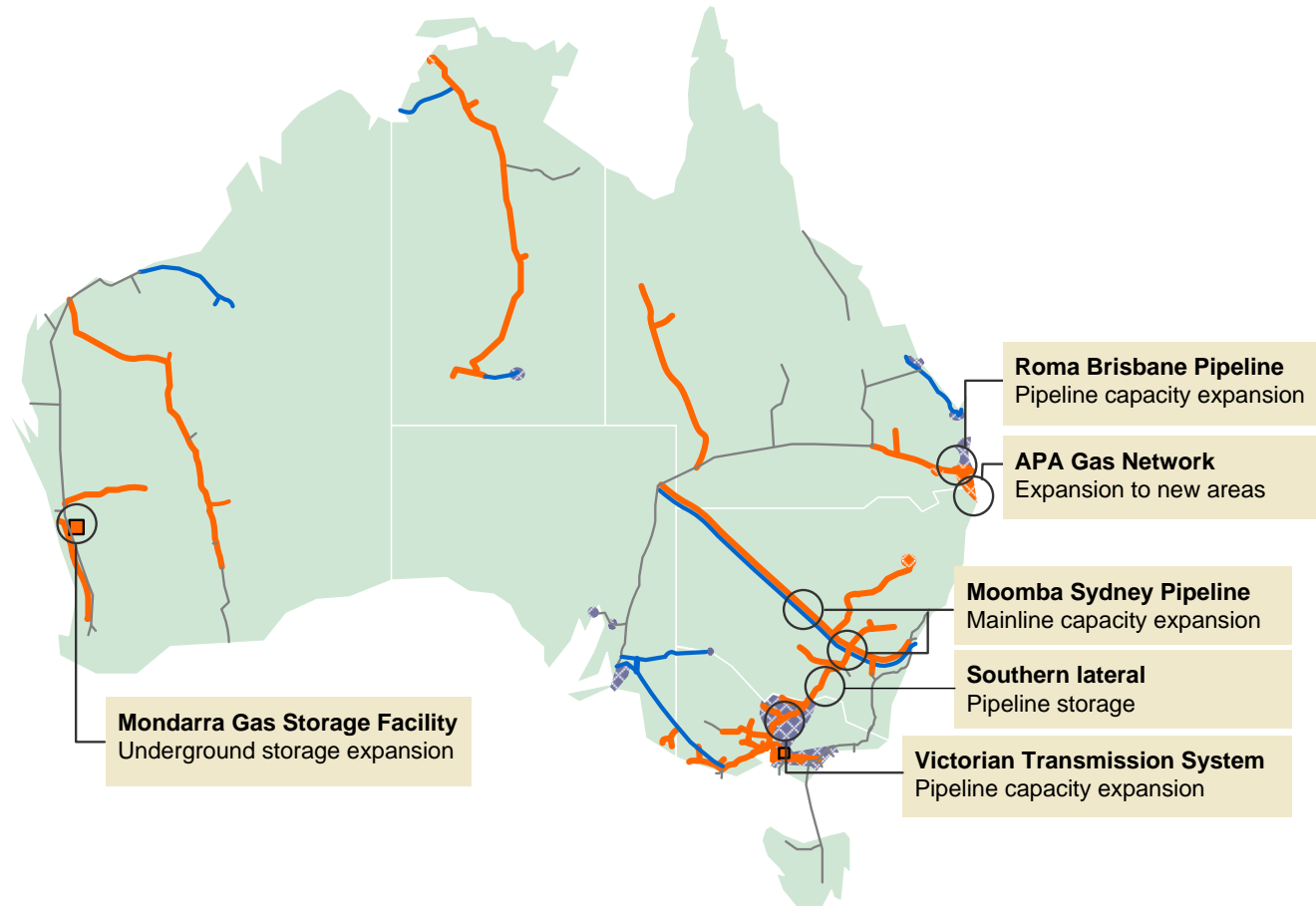
APA is well positioned in a growing industry

APA growth drivers and opportunities

Growth drivers

- Gas supply and demand
- Gas fired power generation**
- Gas storage
- Integrated market
- Strategic investment management

APA's current development opportunities



Electricity generation driving gas demand

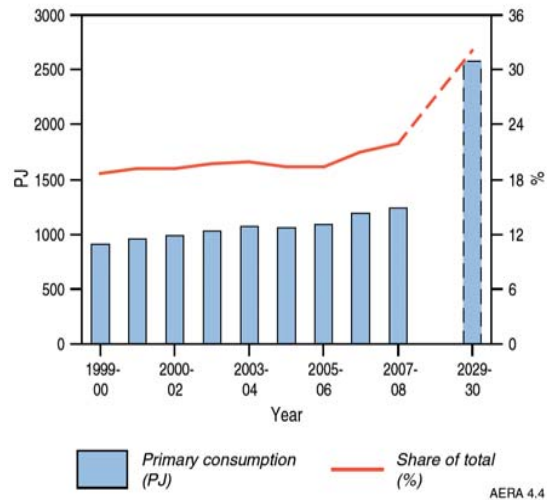


Figure 4.43 Outlook for Australian gas consumption, Source: ABARE 2010

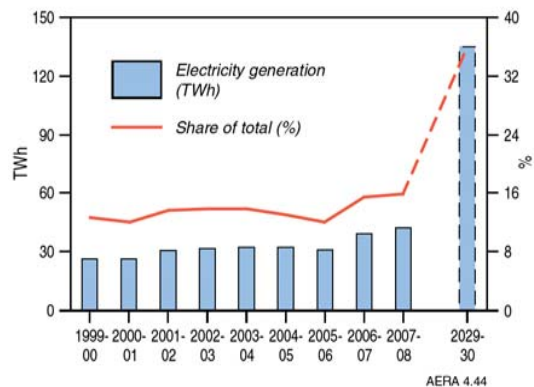


Figure 4.44 Outlook for Australian gas-fired electricity generation Source: ABARE 2010; IEA 2009a

- Growth in gas volumes*
 - Average annual growth rate of 3.4% pa over the next 20 years (compared with 1.4% for primary energy)
 - 1,240 PJ in 2007-08, doubling to 2,570 PJ in 2029-30

- Factors influencing gas demand increase
 - Investments in new gas-fired electricity generation
 - Mining sector (gas mainly used for electricity generation)
 - Government policies supporting gas uptake as relatively clean energy source
 - Population growth of 1.3% pa and GDP growth of 2.9% pa

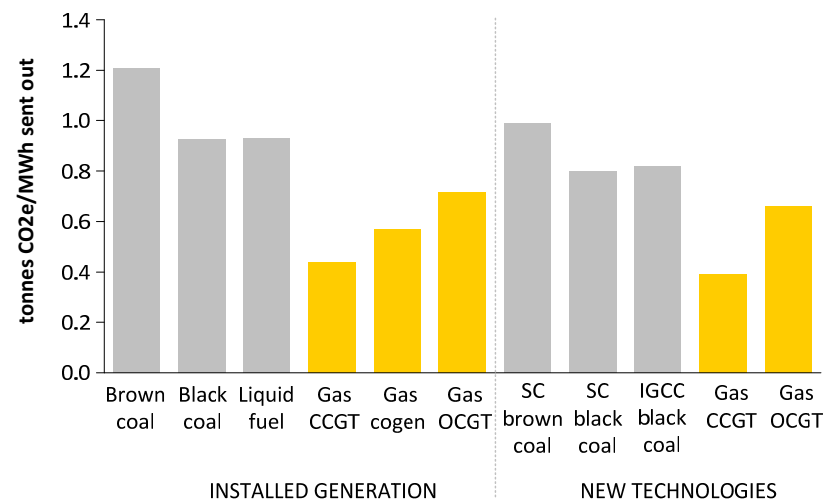
- Growth in gas-fired electricity generation*
 - Average growth rate of 5% pa
 - Share of total generation: 19% in 2007-08 increasing to 37% in 2029-30.

* "Australian energy projections to 2029-30", ABARE March 2010

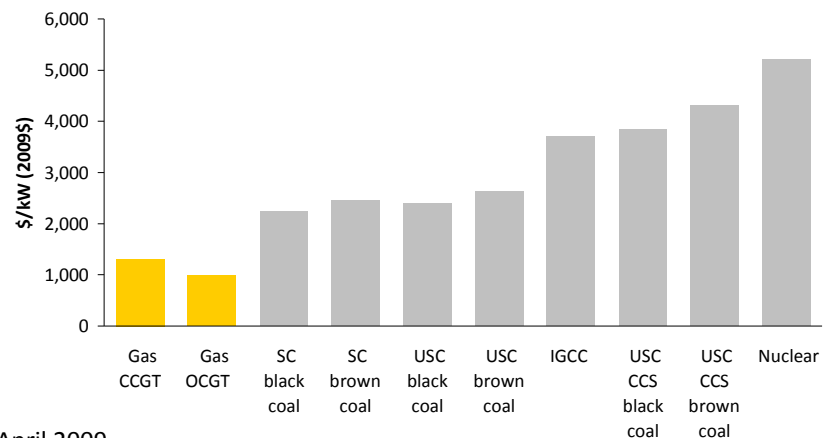
Good reasons for gas-fired generation

- **Reduced carbon emissions**
 - Produces 30 to 50 per cent of the emissions produced by current coal technologies in generating electricity
- **Quick start generation**
 - Suitable for managing peak demand
 - Provides ‘natural hedge’ for electricity retailers
 - Provides back-up power for intermittent wind generation
- **Fuel availability**
 - Relatively cheap fuel source
 - Abundant indigenous gas supply
- **Mature technology, competitive capital cost**
 - Proven performance
 - Lower capital cost and construction lead time

Emission intensity - electricity generation



Capital cost - electricity generation



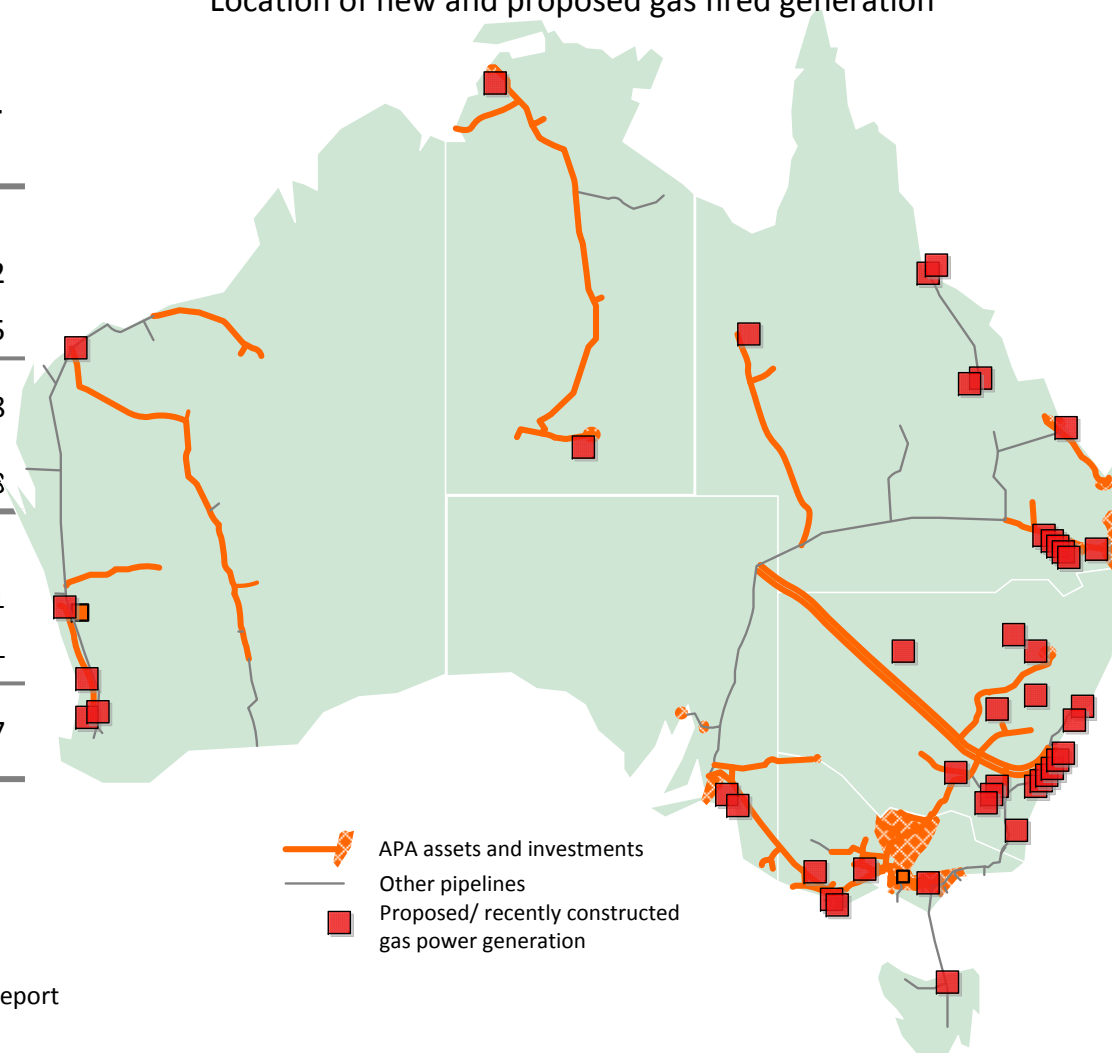
Source: “Fuel resource, new entry and generation costs in the NEM”, ACIL Tasman, April 2009

Natural gas - the optimum transition fuel for lower carbon emissions

A well positioned portfolio

Location of new and proposed gas fired generation

Generation (MW)	Eastern market	WA & NT market
Gas generation		
Existing - network	8,446	4,122
Existing - non network	333	1,495
Under construction/ planned	4,597	1,248
Proposed	14,622	528
Wind generation		
Existing - network	493	191
Existing - non network	998	-
Under construction/ planned/proposed	10,644	647



- APA assets and investments
- Other pipelines
- Proposed/ recently constructed gas power generation

Source: APA data; ESAA – Electricity Gas Australia 2010 Report

Infrastructure and service requirements

Gas related services and infrastructure requirements

- Transport services → pipelines to transport gas
- Storage services → pipelines and storage facilities to ensure gas availability
- Gas flexibility → pipeline network and storage facility interconnection to access gas from multiple sources
- Optimal gas price → producer on producer competition
- Gas security → minimal supply interruptions
- Growth options → ability to expand services and infrastructure in line with growth

APA services and infrastructure

- Gas pipelines providing transportation and storage services
- Underground storage facility (WA) providing storage services
- Interconnected pipelines providing flexibility to source gas from multiple basins, enhancing producer competition and strengthening supply security
- Expanding infrastructure in line with customer growth

Other requirements

- Access to the electricity transmission grid; access to water; close to market

Currently delivering services to gas-fired generation



Uranquinty power station

■ Multiple gas sources

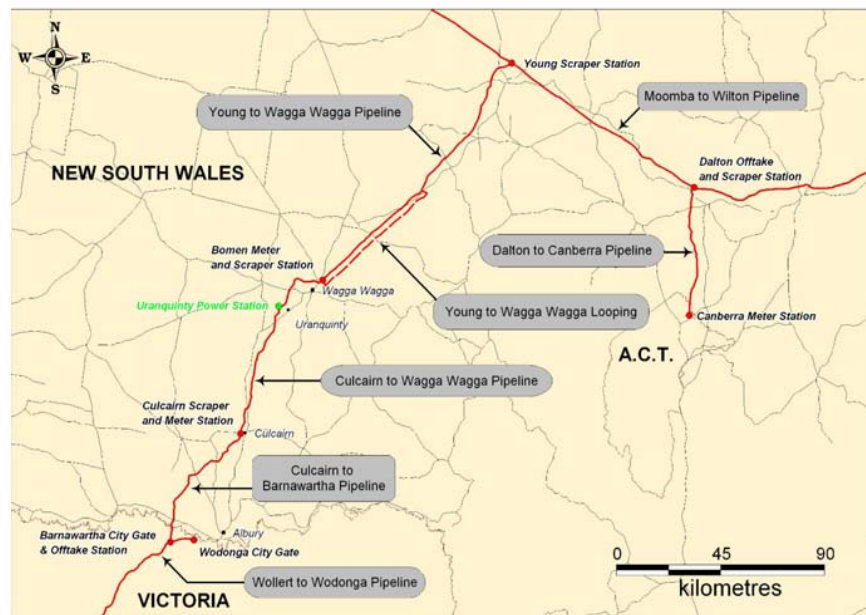
- Queensland and Cooper Basin gas via the Moomba Sydney pipeline
- Victorian Gippsland and Otway basin gas via the Victorian Transmission System and NSW interconnect

■ Flexibility

- Connected to bidirectional pipeline that can move gas to the power station from either direction

■ Storage

- Adjacent pipeline storage, including current pipeline expansion (Young Wagga looping), provides sufficient gas for 8 hours continuous power station operation

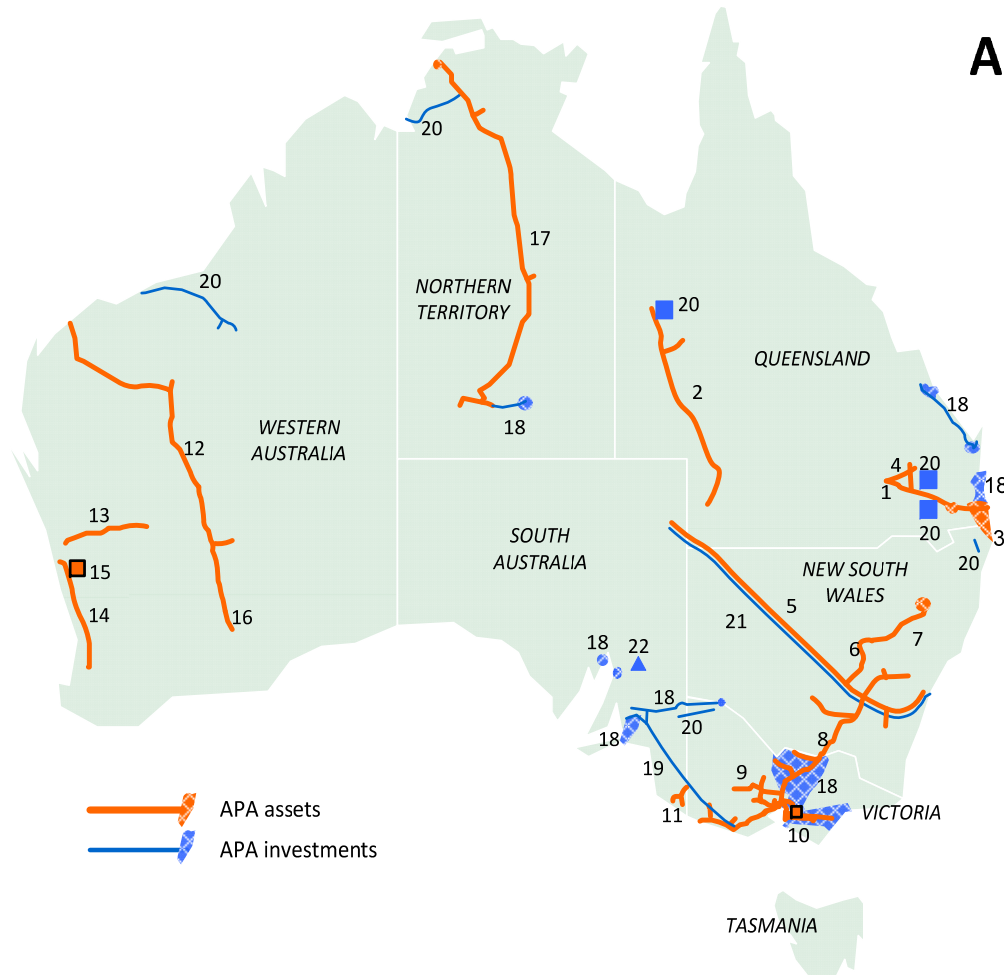


Summary

- Growth in gas fueled electricity generation
 - Forecast to grow on average 5% per year – tripling over the next 20 years
- Gas fired power generation benefits
 - Reducing carbon emissions – transition fuel
 - Providing peak services and wind generation back-up
 - Mature technology, with relatively low capital cost
- Gas infrastructure assets well positioned to facilitate generation growth
 - Pipelines across Australia transporting more than half the nation's gas use
 - Interconnected portfolio of pipelines and storage – flexibility
 - Easily expanded to meet generation requirements
- APA actively encouraging development of gas generation on its pipelines
 - Providing tailored and comprehensive services

APA's energy infrastructure portfolio

APA Group assets and investments



Gas transmission and distribution
Queensland (1) Roma Brisbane Pipeline (2) Carpentaria Gas Pipeline (3) APA Gas Network (4) Berwyndale to Wallumbilla
New South Wales (5) Moomba Sydney Pipeline (6) Central West Pipeline (7) Central Ranges Pipeline (8) NSW interconnect with Victoria
Victoria (9) Victorian Transmission System (10) Dandenong LNG facility
South Australia (11) SESA Pipeline
Western Australia (12) Goldfields Gas Pipeline (88.2%) (13) Mid West Pipeline (50%) (14) Parmelia Pipeline (15) Mondarra Gas Storage (16) Kalgoorlie Kambalda
Northern Territory (17) Amadeus Gas Pipeline (96%)

Asset Management
Commercial and operational services to: - Energy Infrastructure Investments - Envestra Limited - Ethane Pipeline Income Fund
Operational services to: - SEA Gas Pipeline - other third parties
Energy investments
(18) Envestra Limited (32%) Gas distribution networks and pipelines (SA, Vic, Qld, NSW & NT)
(19) SEA Gas Pipeline (33.3%)
(20) Energy Infrastructure Investments (19.9%) Annuity gas pipelines, electricity transmission, small gas-fired power stations and gas processing plants
(21) Ethane Pipeline Income Fund (6%)
(22) North Brown Hill wind farm (20.2%)
Hastings Diversified Utilities Fund (17%)

Disclaimer

The information contained in this presentation is given without any liability whatsoever to Australian Pipeline Trust or APT Investment Trust or any of its related entities (collectively “APA Group”) or their respective directors or officers, and is not intended to constitute legal, tax or accounting advice or opinion. No representation or warranty, expressed or implied, is made as to the accuracy, completeness or thoroughness of the content of the information. The recipient should consult with its own legal, tax or accounting advisers as to the accuracy and application of the information contained herein and should conduct its own due diligence and other enquiries in relation to such information.

The information in this presentation has not been independently verified by APA Group. APA Group disclaims any responsibility for any errors or omissions in such information, including the financial calculations, projections and forecasts set forth herein. No representation or warranty is made by or on behalf of APA Group that any projection, forecast, calculation, forward-looking statement, assumption or estimate contained in this presentation should or will be achieved.

Please note that, in providing this presentation, APA Group has not considered the objectives, financial position or needs of the recipient. The recipient should obtain and rely on its own professional advice from its tax, legal, accounting and other professional advisers in respect of the addressee’s objectives, financial position or needs.

This presentation does not carry any right of publication. This presentation is incomplete without reference to, and should be viewed solely in conjunction with, the oral briefing provided by APA Group. Neither this presentation nor any of its contents may be reproduced or used for any other purpose without the prior written consent of APA Group.

Celebrating 10 years of delivering Australia's energy



For further information contact

Chris Kotsaris

Investor Relations, APA Group

Tel: +61 2 9693 0049

E-mail: chris.kotsaris@apa.com.au

or visit APA's website

www.apa.com.au

HSBC Building
Level 19
580 George Street
Sydney NSW 2000
PO Box R41
Royal Exchange NSW 1225

Phone 61 2 9693 0000
Fax 61 2 9693 0093
www.apa.com.au

APA Group



Australian Pipeline Ltd
ACN 091 344 704

Australian Pipeline Trust
ARSN 091 678 778

APT Investment Trust
ARSN 115 585 441

ASX RELEASE

25 October 2010

For further information please contact:

Investor enquiries:

Chris Kotsaris
Investor Relations APA Group

Telephone: (02) 9693 0049
Mob: 0402 060 508
Email: chris.kotsaris@apa.com.au

Media enquiries:

Matthew Horan
Cato Counsel

Telephone: (02) 9212 4666
Mob: 0403 934 958
Email: matthew@catocounsel.com.au

About APA Group (APA)

APA is Australia's largest natural gas infrastructure business, owning and/or operating more than \$8 billion of gas transmission and distribution assets. Its pipelines and assets span every state and territory on mainland Australia, delivering more than 50% of the nation's gas usage. Unique amongst its peers, APA has direct management and operational control over its assets and the majority of its investments. APA also holds minority interests in energy infrastructure enterprises including Envestra, SEA Gas Pipeline, Hastings Diversified Utilities Fund and Energy Infrastructure Investments.

For more information visit APA's website, www.apa.com.au